

INTRODUCTION

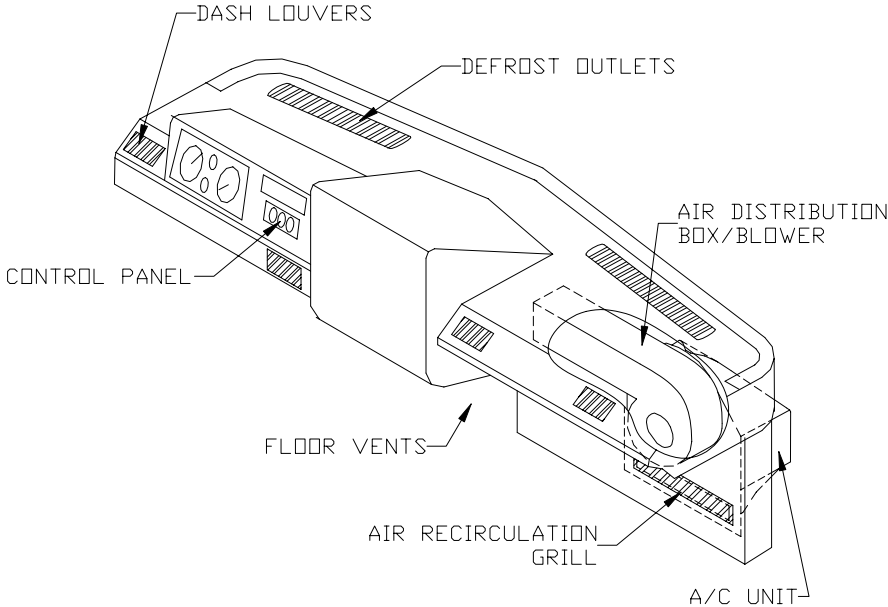
DASH HEATER / AIR CONDITIONER

Your new motor home has been equipped with the industry's best integrated heating / air conditioning system. However, this system is designed to provide windshield defrost, heating and cooling for the front seat occupants only, and is not capable of heating and cooling the entire motor home. By following the operating instructions and tips, this heater / air conditioner will provide many years of comfort and dependable service.

System Layout

The heater / air conditioner unit is located beneath the dash in the center or right side of the vehicle (orientation from inside). In most modes of operation the unit draws in fresh air from the outside and heats or cools it before discharging the treated air into the vehicle. Only in the **MAX A/C** mode does the system draw air from inside the vehicle.

The type and location of the air discharge outlets can be different in each model motor home. Please consult your dealer on the location and operation of the air outlets on your motor home. Proper adjustment of the air outlets will provide maximum comfort.



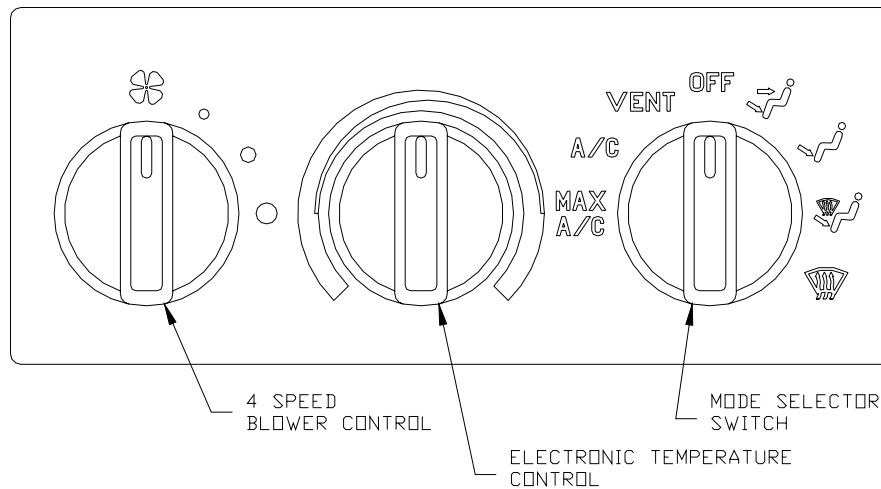
TYPICAL DASH A/C SYSTEM

OPERATING INSTRUCTIONS

Control Panel Operation

The control panel enables the driver to control the temperature, volume, and direction of the air discharged from the heating/air conditioning system.

TYPICAL CONTROL PANEL



Blower Control

One of the best ways of controlling temperature is by changing the speed of the blower. The blower knob (left of center) provides 4 speeds in any mode except **OFF**.

NOTE: If the Mode Switch is in any position other than OFF, the blower is always on in low speed unless a higher speed is selected.

Temperature Control

The center knob controls the temperature of the discharge air. Turn the knob to the right (red area) for warmer air, and to the left (blue area) for cooler air.

OPERATING FEATURES

The air conditioning system is designed to operate in all modes except **VENT**, **FLOOR**, and **OFF**. This provides significant moisture, dust and pollen removal for enhanced passenger comfort.

Note: When outside ambient temperatures are below approximately 40°F, the A/C compressor may cycle rapidly. Use VENT mode (see below) instead of A/C in these temperature conditions to cool the interior air temperature.

For operational safety in the event of the loss of vacuum, the HVAC system is designed to discharge air through the defrost vents to provide continuous windshield defogging.

AIR DISTRIBUTION - MODE CONTROL


To achieve the maximum comfort in your motor home, the air must be directed where it is needed. The mode switch (right of center) gives the driver the ability to select where the air will flow.

MAX A/C Air is drawn from the passenger compartment (Recirculated Air) and discharged through the dash louvers. This position is used to provide maximum cooling, and is generally used during extremely hot weather conditions for initial cool-down periods. Because MAX A/C does not allow fresh "outside" air into the passenger compartment, it may cause fogging of the windows, and/or stale air, when used for prolonged periods of time. Switch to A/C mode periodically if these conditions occur.


A/C Outside air (Fresh Air) is drawn into the system and discharged through the dash louvers. These louvers can be adjusted for maximum comfort.

VENT Outside air is drawn into the system and discharged through the dash louvers. For enhanced passenger comfort, upper-level ventilation air is also discharged through the defrost outlets.

OFF The blower motor does not operate in this mode. The fresh air inlet door closes, minimizing outside air infiltration into the vehicle.



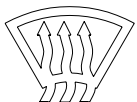
BI-LEVEL - Outside air is drawn into the system and discharged through the dash louvers, floor, and defrost outlets. The A/C system operates in **BI-LEVEL** mode.



FLOOR - Outside air is drawn into the system and discharged through the floor outlets. In some models a small amount of air is directed to the windshield for defrost. The A/C system does not operate in **FLOOR** mode.



MIX - Outside air is drawn into the system and discharged through the floor and defrost outlets. The A/C system operates in **MIX** mode to provide windshield defogging.



DEFROST - Outside air is drawn into the system and discharged through the defrost outlets. The A/C system operates in **DEFROST** mode to provide windshield defogging.